



**satine.**  
satinestone.com

Our company keeps moving into the future. We combine our vast experience with a firm will to improve, innovate and serve our clients to the best of our abilities. This has positioned us among the leading companies in Europe and will allow us to overcome any challenges to come.

Over the last few years, we have thoroughly transformed our company by investing in a bigger range of products

## What do we do?

We have our own laboratory and we do wet, dry, and dry sifted fabrication. We can custom make any products. Our dry fabrication range includes ceramic adhesives, grouting products, mortar for repairing and decorating, microcement and many more products. As for our wet fabrication range, we offer resins, metallic effect tiles and stone coatings, among others.

and lines of business, and better quality and production capacity. We have also improved our service and every aspect related to R&D and the environment. All has been done with a clear goal to become your first choice. We work and improve with our clients' needs in mind. Today, we are present in the most competitive markets of the world and we have achieved some of the best quality and environmental certifications, and work with the best commercial brands and the best quality products.

## R+D Tradition and Design

We are technologically advanced, we research our products and we develop all ideas that offer solutions to our clients. The secret to our success is our ability to innovate.

- \* We are leaders in wood, metal, cement and chemical components.
- \* See also the other companies of the group.



•Equipo comercial en feria







· Satine Valencia

## Recognition

Our commercial success and our development in exportation have been recognised five times by the Chamber of Commerce, Industry and Navigation of Castellón with the Exportation Award in 2013, 2008, 2005, 2002 and 1998.

This award is given every year to companies who stand out in their work for improving the internationalization of their business.



· Exportation awards



· Offices export plant 12 Avda . Corts Valencianes 26, Valencia (Spain)



## Quality and environment

Due to our compromise with the environment, all our products undergo strict quality controls before being commercialized.

ISO 9001 certification guarantees the quality of our products, which grants complete client satisfaction.

ISO 14001 guarantees that production is carried out minimizing environmental impact and maximizing safety in all processes, instalations and services, as well as for our employees and clients. This compromise with the environment is assumed and encouraged by the Head Department of the company, which provides the necessary resources to carry it out.



**AIDICO**  
INSTITUTO TECNOLÓGICO  
DE LA CONSTRUCCIÓN

# Index

## Supports preparation

|                                   |              |
|-----------------------------------|--------------|
| <b>Primers.....</b>               | <b>8-9</b>   |
| Sealer BV.....                    | 8            |
| Primer Cement.....                | 8            |
| Primer Cement TACK.....           | 9            |
| <b>Corrective supporters.....</b> | <b>10-11</b> |
| Elastic.....                      | 10           |
| Plastic.....                      | 11           |
| Plastic press.....                | 11           |
| <b>Repair supporters.....</b>     | <b>12-17</b> |
| Reparir anti-corrosion.....       | 12           |
| Reparir R2.....                   | 14           |
| Reparir R3R.....                  | 15           |
| Reparir R4.....                   | 15           |
| Fluid repair.....                 | 16           |
| Instand reparir.....              | 17           |
| <b>Support nivelators.....</b>    | <b>18-21</b> |
| Level light.....                  | 19           |
| Level basic.....                  | 19           |
| Level interior.....               | 20           |
| Level exterior.....               | 21           |

## Continuous-finish products

|  |              |
|--|--------------|
| <b>Micronised.....</b>                             | <b>22-29</b> |
| Base porcelaine.....                               | 22           |
| Fine porcelaine.....                               | 23           |
| Medium porcelaine.....                             | 24           |
| Rustic porcelaine.....                             | 25           |
| Micro resin.....                                   | 28           |
| Tadelakt.....                                      | 29           |
| <b>Metallic.....</b>                               | <b>30</b>    |
| Oxid, copper, aluminium.....                       | 30           |
| <b>Glazings.....</b>                               | <b>31</b>    |
| Gold, silver, copper, bronze, black and pearl..... | 31           |
| <b>Continuous Marble Floors.....</b>               | <b>32-33</b> |
| StoneFRESH.....                                    | 32           |
| Stone.....   | 33           |
| <b>Lacquers and varnishes.....</b>                 | <b>34-41</b> |
| Primer Varnish.....                                | 34           |
| Aqua based Varnish.....                            | 35           |
| Solvent based Varnish.....                         | 35           |
| Varnish pool.....                                  | 36           |
| Solvent pool.....                                  | 36           |
| Aqua pool.....                                     | 37           |
| Hidrorepelent Varnish.....                         | 38           |
| Hidrorepelent.....                                 | 39           |
| Sanitary Varnish.....                              | 40           |

## Other continuois-finish products

|   |              |
|---|--------------|
| <b>Epoxi.....</b>                           | <b>42-43</b> |
| Epoxi.....                                  | 42           |
| <b>Stamped.....</b>                         | <b>44-47</b> |
| Texture vertical stamping.....              | 44           |
| Textures for screed floors.....             | 44           |
| Colour quartz.....                          | 46           |
| Mold release agent.....                     | 46           |
| Thematic rock.....                          | 47           |
| <b>Mortars and monocoat.....</b>            | <b>48-49</b> |
| Fine mortar.....                            | 48           |
| Monocoat.....                               | 48           |
| <b>Acrylic mortar.....</b>                  | <b>50</b>    |
| Crepil.....                                 | 50           |
| <b>Petreous elements.....</b>               | <b>51-53</b> |
| Granite.....                                | 51           |
| <b>Acrylic painting sport surfaces.....</b> | <b>54</b>    |
| <b>Rubber pavement.....</b>                 | <b>55</b>    |
| <b>Sand beach.....</b>                      | <b>56</b>    |
| Sand beach.....                             | 56           |

## Other products

|   |              |
|---|--------------|
| <b>Waterproofing and insulation products.....</b> | <b>57-58</b> |
| Elastic.....                                      | 57           |
| Elastic press.....                                | 57           |
| Thermal Insulation System (SATE).....             | 58           |
| Rubber against the leaks.....                     | 58           |
| <b>Ceramic adhesives.....</b>                     | <b>59-61</b> |
| Ce.....   | 60           |
| C1te.....   | 60           |
| C2te.....   | 60           |
| C2tes1.....                                       | 61           |
| C2tes2.....                                       | 61           |
| <b>Rejointing mortar.....</b>                     | <b>62-63</b> |
| Thin joint.....                                   | 58           |
| Wide joint.....                                   | 58           |
| Refractory mortar.....                            | 59           |
| <b>Systems.....</b>                               | <b>64-65</b> |
| <b>Colours chart.....</b>                         | <b>66-67</b> |

\* We have our own laboratory. We can adapt every product on the client's choice.

## Primers

### BV Sealer

Two-component primer made from pure resins, solvent free, protection from humidity creating a steam barrier on any surface □wet or dry. Works also under water. Can be diluted with BV solvent.

#### Features:

- Packaging: Metal containers (A+B) 4L
- Mix: 100 Comp A – 60% Comp B
- Colour: Grey
- Solids by weight: 100%
- Performance: 0.4 – 1 Kg/m<sup>2</sup> depending on porosity

- Life of the mixture: 1 hr at 20°C
- Adhesion time: 3 hrs at 20°C
- Adhesion to concrete: >25kg/cm<sup>2</sup>
- Preservation: 5°C – 40°C, max. 12 months

#### Application:

Make sure the surface is free of any grease. Mechanically mix Comp A+B for 3 min. Only if needed, add BV solvent □max. 5%. Apply with pool trowel, brush, roller brush or airless sprayer.

### Primer Cement

Concentrated, water-based sealer, no acrylic emulsion TACK, no organic solvent, for application on porous surfaces or surfaces that need hardening. Ready to use, possible to dilute with water 1/1, 1/2, 1/3 depending on porosity.

#### Prestaciones:

- Packaging: Plastic container, 5L
- Colour: Milky white
- Performance: +/- 20m<sup>2</sup>/L depending on absorption
- Adhesion: Very good depending on surface, max. efficiency after 12 hr
- Outdoor resistance: Aliphatic, UV resistant
- Specific weight: 1g/cc
- Frost stability: Good
- Preservation: 5°C – 40°C, max. 12 months
- Non-toxic, nonflammable, not dangerous

CONFORMS TO UNE-EN 1262



## Surface preparation

### Primer Cement TACK

Adhesion sealer with permanent TACK, acrylic emulsion, no organic solvent, for anchoring/adhesion on any surface. Ready to use, possible to dilute with water 1/1, 1/2, 1/3 depending on porosity.

#### Features:

- Packaging: Plastic container, 5L
- Colour: Milky white
- Performance: +/- 20m<sup>2</sup>/L depending on absorption
- Adhesion: Very good depending on surface, max. efficiency after 12 hr
- Outdoor resistance: Aliphatic, UV resistant
- Specific weight: 1g/cc
- Frost stability: Good
- Preservation: 5°C – 40°C, max. 12 months
- Non-toxic, nonflammable, not dangerous

CONFORMS TO NORMA UNE-EN 1262



## Corrective supporters

### Elastic

Flexible and waterproof 2-component mortar (20 kg + 10 litres) for correcting 2-layer retraction cracks and intermediate mesh in concrete mortar, wood, parquet flooring, wooden flooring, gypsum, self-levelling mortars ... Resistance to positive pressure. Waterproofing of concrete tanks for water, even drinking water. Showers, toilets and swimming pools waterproofing. Waterproof coating for concrete surfaces exposed to the action of water and chemical aggression produced by external agents such as salts, thaw, chlorides... Apply 2 coats with 80 g intermediate fiber mesh.

#### Features:

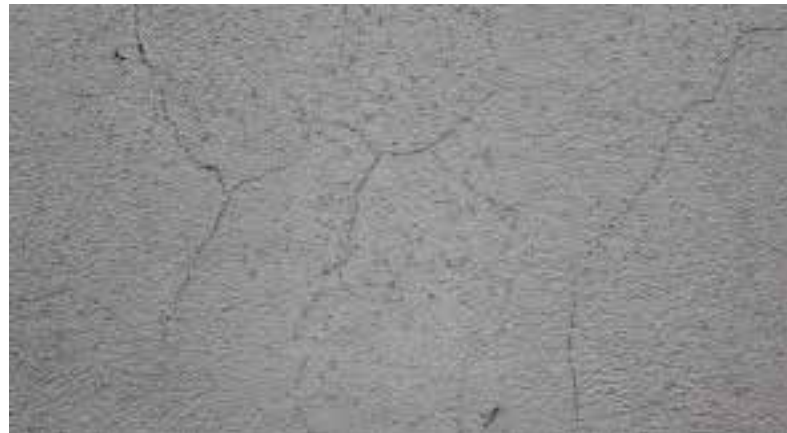
- Appearance: 20Kg paper bags + 10 L
- Colour: White and grey
- Dosage component A+B (2/1)

\*UNE-EN-1504-2



- Wait time after kneading: 5 min.
- Pot life: 60 minutes
- Application thickness: 2 mm per layer
- Setting start: 4 hours
- Wait time between layers: 4-5 hours
- Waiting time for deposit filling: >28 days
- Coating - paint: >6 days
- Apply in temperatures between 10° and 30°
- Do not apply if there is rain or strong wind risk
- Adherence by traction: >1.5 MPa
- Dilution index: <3
- Dilution odour: <5
- Conductivity: 325
- PH (PHu):8.4
- Traction properties:
- Force: 1.6 MPa
- Lengthening: 63%

\*Potability certificate DGS/VS4



Special for fissure correcting

## Surface preparation

### Plastic

Blendable mortar with resistance against compression for light repairing and/or light planimetry correction or support changes union. Apply 2 coats with 80 g intermediate fiber mesh.

#### Features:

- Appearance: 25Kg paper bags, 5 paper bags per pallet
- Mixture: Achieve a homogeneous mixture (between 25 and 30%)
- Initial adherence: > 1.0 N/mm<sup>2</sup>
- Adherence after immersion in water: >1.0 N/mm<sup>2</sup>

- Adherence after heat ageing: >1.0 N/mm<sup>2</sup>
- Adherence after frost/ thaw cycles:> 1.0 N/mm<sup>2</sup>
- Adherence open time: >0.5 N/mm<sup>2</sup>
- Deformation: > 5 mm
- Slippage: < 0.5 mm

\*Tests according to UNE- EN 12004

### Plastic Press

Waterproof mortar for protection against negative water pressure, repairs and waterproofs severe fissures, suitable for supports with low movements. Painting and coating possible. Resistance to aggressive water contact and negative pressure.

#### Features:

- Appearance: 25Kg paper bags, 5 paper bags per pallet
- Density: 1.3 gr/cm<sup>3</sup>
- Mass density: 1.6 gr/cm<sup>3</sup>
- Compression: > 20 N/mm<sup>2</sup>
- Bendig: > 6 N/mm<sup>2</sup>
- Transverse deformation: 2.5 mm
- Waterproofing DIN 1048: waterproof
- Adherence on concrete: 1.6 MPa

- Concrete bonding layer
- Resistant to negative pressure



• Ideal for repairing cracks and protection against negative pressure

## Reparador de soportes

### RECOMMENDATIONS FOR THE APPLICATION OF THE PRODUCT

- In areas where iron armor appears, strip or sandblast all surface contaminations, cover with **ANTI-CORROSION MORTAR** and let dry at least 1 hour.
- Do not apply on smooth concrete (must be roughened to ensure a good bond).
- Do not use pouring through fillings.
- Weak and deteriorated concrete must be removed.
- Apply intermediate fiber or metalic mesh in surfaces with fissure risk.

- Supports must be flat, stable and resistant, free of dust, plaster, paint ...
- For applications during hot temperatures and windy conditions it is recommended to humidify before and after 24 hours after de application of the coating to prevent cracks, fissures and dust.
- Use **PRIMETR CEMENT** or **PRIMER CEMENT TACK** on walls without absorption, concrete...
- Avoid coating application with low temperatures, high humidity, rain... During the hours following the application of the mortar increases the risk of carbonation and appearance of efflorescence

## Anti corrosion

Reparation mortar, passivator of cementitious- based armourings. Excellent protection of steel bars. Easy application, no shrinkage.

### Features:

- Appearance: 5Kg paper bags (mix color: black)
- Output capacity: 0.200 kg Mortar/m<sup>2</sup> (14mm steel bar)
- Application temperatures: 10 – 30°C
- Dust density: 1.3 gr/cm<sup>3</sup>

- Water kneading: ± 25%
- Mass density: 1.5 gr/cm<sup>3</sup>
- Pot life: 30 minutes
- Time between coats: 3-4 hours (20°C)
- Full hardening: 24 hours (20°C)
- Shelf life is 6 months

**\*CAN NOT BE SEEN. COVER WITH ANY OTHER REPAIR MORTAR**

## Supports preparation





## Repair R2

Mortar for repairing degraded concrete areas, edges for pillars and beams, balconies fronts...

Filling of cracks and external cladding of buildings, regularisation of walls, surface defects, such as concrete joints, formworks, gravel nests...

Repair of reservoirs, canals, ditches... no retraction, thixotropic. High immediate resistance, with fibers. For large thicknesses.

### Features:

- Appearance 25Kg moisture proof paper bags.
- 8 paper bags per pallet.
- Colour: white and grey.

- Output capacity: 1.4Kg/m<sup>2</sup> mm thickness
- Dust density: 1.4 gr/cm<sup>3</sup>
- Water kneading: 20%
- Mass density: 1.7gr/cm<sup>3</sup>
- Resistance against compression: >15 MPa
- Resistance to bending tension: > 5N/mm<sup>2</sup>
- Adherence by direct tension: > 1 MPa
- Frost/thaw salts: > 0.8 Mpa
- Capillary absorption : < 0.5Kg/(m2xh05)
- Time after mixing: 5 min.
- Pot life: 1 hour (20°C)
- Maximum thickness per layer: 30-35 mm
- Time to wait between layers: 3-4 hours

ACCOMPLISHES EN 1504-3 STANDARD

## Supports preparation

### Repair R3-R

Mortar for filling of cracks and external cladding of buildings. For urgent repairs such as rendering of edges, building-in of flush boxes or pipes and repairing of voids. For indoor as well as outdoor use. No retraction, tixotropic. High immediate resistance, with fibers.

### Features:

- Appearance: 25Kg moisture proof paper bags
- 8 paper bags per pallet.
- Colour: white and grey.
- Output capacity: 1.4Kg/m<sup>2</sup> mm thickness
- Dust density: 1.4 gr/cm<sup>3</sup>
- Water kneading: 22% (5 – 5.5 Litres of water)
- Mass density: 1.7gr/cm<sup>3</sup>
- Adherence: > 1.5 MPa

- Compression: 28 days > 25 MPa
- Resistance to bending: > 7.0 MPa
- Elasticity module with compression: > 15 GPa
- Frost/thaw salts: > 1.5 MPa
- Capillary absorption: < 0.5 kg (m2xh05)
- Time after mixing: 5 min.
- Pot life: 30-60 min. (20°C)
- Maximum thickness per layer: 3 - 15 cm (5cm layers)
- Initial setting time: 2 – 4 hours

ACCOMPLISHES EN 1504-3 STANDARD

### Repair R4

Mortar for repairing of columns, main beams, cantilevers, pillars, balconies or concrete areas degraded by corrosion of reinforcements which require a fast setting. Reconstruction of coatings of framework in reinforced concrete structures. Reparation of surfaces exposed to strong abrasion (channels, pavements, ramps...).

Regularisation of walls, tunnels... For restoring and repairing of viaducts in roads. For indoor as well as outdoor use. No retraction, tixotropic. High immediate resistance, with fibers.

### Features:

- Appearance 25Kg moisture proof paper bags.
- 48 paper bags per pallet.
- Colour: white and grey.
- Output capacity: 1.4Kg/m<sup>2</sup> mm thickness

- Dust density: 1.7 gr/cm<sup>3</sup>
- Mass density: 1.7gr/cm<sup>3</sup>
- Water kneading: 18%
- Adherence: > 2 Mpa
- Compression 28 days: >45 MPa
- Resistance to bending: > 10 Mpa
- Tensile strength: > 2 Mpa
- Elasticity module with compression: > 20 GPa
- Frost/thaw salts: > 2.0 Mpa
- Capillary absorption: < 0.5Kg/(m2xh05)
- Determination of chlorides: 0.00%
- Waiting time after kneading: 5 min.
- Pot life: 60 min. (20°C)
- Maximum thickness per layer: 3 - 15 mm (5cm layers)
- Initial setting time: 2- 4 hours

ACCOMPLISHES EN 1504-3 STANDARD



## Fluid repair

Mortar with expansive and fluid filling, by spilling under support and sharing plates. Rigid joints filling between conventional concrete elements and cast concrete. Anchors of metallic elements (frameworks, bolts, machinery...), metal and concrete poles. Supports for bridges and cranes by casting under plates. Also suitable for injection and pumping.

### Features:

- Appearance 25Kg moisture proof paper bags.
- 48 paper bags per pallet.
- Colour: Grey.
- Output capacity: 1.4Kg/m<sup>2</sup> mm thickness
- Dust density: 1.7 gr/cm<sup>3</sup>
- Mass density: 1.7gr/cm<sup>3</sup>
- Water kneading: 18%
- Adherence: > 2 Mpa
- Compression 28 days: >45 MPa
- Tensile strength: > 2 Mpa
- Elasticity module: > 20 GPa
- Frost/thaw salts: > 2.0 Mpa
- Capillary absorption: < 0.5Kg/(m2xh05)
- Pot life: 45 - 60 min. (20°C)
- Application thickness: 40 - 60 mm
- Time open: > 30 min.
- Initial setting time: 90 – 150 min.
- Resistance to bending: > 7.8 N/mm<sup>2</sup>
- Compression 28 days: > 30N/mm<sup>2</sup>
- Elasticity module: > 15 GPa



### Additional recommendations for the application of the product:

- Application temperature: 5 – 35°C
- For fillings higher than indicated, add gravel (maximum 6-12 mm) in proportion 2 to 1 (gravel).
- Use water hotter than 18°C in case of low temperatures.
- Do not expose the material to the Sun in a very hot season and use cold water for the mixture.

ACCOMPLISHES EN 1504-3 STANDARD

## Supports preparation

### Instand Repair


Sealing mortar with a fast setting. for stopping water leaks. For cracks, basements and tanks. To be used even with high pressures.

### Features:

- Appearance: 5 Litres drum
- Colour: Grey
- Dust density: 1.3 gr/cm<sup>3</sup>
- Water kneading: 20 – 30%
- Mass density: 1.8 gr/cm<sup>3</sup>
- Burning behaviour : 1.8 gr/cm<sup>3</sup>
- P.H .: 12

- Kneading time: less than 1 minute
- Initial setting: 0.5 to 1 min.
- Final setting: 1 to 3 min.
- Time to wait before coating: 22-48 hours
- Application thickness: from 2 to 10 cm.
- No suitable for covering large surfaces.
- Wear rubber gloves
- It does not resist the cracking of the support base.
- Fast-setting in few seconds
- Resistant and waterproof
- Chloride-free
- Hydraulic mortar without retraction, coatable.

ACCOMPLISHES THE UNE-EN 1504-3 STANDARD



## Support nivelators

(For the subsequent lying of wood floor, ceramic or carpet)

### Precautions before placing self-levelers:

#### Do not apply to:

- Cracked supports. Repair before with XXX
- Outdoor grounds.
- With environmental humidity > 85%.
- Over wet floors exposed to continuous rising moisture.
- In degraded, fragile or unstable floors.
- Over operating radiant floor (stop heating 24 hours before and put it back after 48 hours have passed since the completion of the work).
- Over lime-based mortars (calcium sulphate).

### General conditions of the support when applying self-levelers:

- The support must be solid and hard, be dry, free of powder, and be part of disintegrating zones, paints, waxes and oils, oxides, traces of plaster...
- In all cases, apply over new or old concrete whose compression is > 25 N / mm<sup>2</sup>, mill until the sand and

gravel appears, vacuum, and if necessary reinforce with silicate hardener.

- Avoid application if there are air currents.
- Do not apply over concrete that is cracked, degraded or has a chance to move ...
- Over new concrete, it must be fully hardened, > 28 days.
- Respect expansion and work joints, by cutting or placing the profile (maximum cloths of 16-20 m<sup>2</sup>).

### General conditions of the support when applying self-levelers:

- Always respect the same percentage of water during kneading.
- Do not add any additive to the mortar.
- Respect the minimum thickness required by the type of support.
- Respect the perimeter seal (min. 5 mm), expansion (16-20 m<sup>2</sup>) and fractionation.
- Application temperatures range from 5 °C to 30 °C.

(For the subsequent laying of parquet, ceramic or carpet)



## Support preparation

### Level light

Self-levelling concrete mortar with low density, standard hardening and compensated retraction. Ideal for increasing thickening layers in grounds, where a high thermal insulation is required, as well as a reduced weight of the slab. Reduces the weight of the slab at about 50% in comparison to a conventional self-levelling mortar. Can be used for levelling and smoothing in thickness differences between 30-150 mm. Light traffic and radiant heating. Indoors.

#### Features:

- Appearance: 25Kg moisture proof paper bags
- 48 paper bags per pallet
- Colour: Grey
- Output capacity: 14, 2 ltrs. / m<sup>2</sup> and cm thickness
- Application temperatures: 5 – 25 °C
- Kneading time: 2 – 3 minutes
- Wait time before applying: 2 minutes

- Pot life: 20 – 60 minutes
- Dry to the touch: 4 – 12 hours
- Time for sanding: 16 hours
- Time for coating: 2 – 5 days
- Epoxy resins: 15 days
- Dust density: 825 ± 25 Kg/m<sup>3</sup>
- Paste density: 1500 ± 25 Kg/m<sup>3</sup>
- Density after hardening: 1066 ± 25 Kg/m<sup>3</sup>
- Water kneading: 30% (aprox. 5.5 Litres of water)
- Bending strength: > 4.0 N/mm<sup>2</sup>
- Compression resistance: > 20 N/mm<sup>2</sup>
- Minimum layer thickness: 30 mm
- Dust density: 500 ± 25 kg/m<sup>3</sup>
- Paste density: 1900 ± 25 Kg/m<sup>3</sup>
- Density after the product has hardened: 1400 ± 25 Kg/m<sup>3</sup>
- Minimum layer thickness: 10 mm



### Level Basic

Fluid and grey self-levelling mortar for levelling preparation or filling for ceramic, wood, carpet, artificial grass, plinths...

#### Features:

- Appearance: 25Kg moisture proof paper bags
- 8 paper bags per pallet.
- Colour: White
- Output capacity: 11 Kg/m<sup>2</sup> and cm
- Mixing water (in laboratory): 21%
- Resistance to bending (28 days): > 10,0 N/mm<sup>2</sup>
- Compression resistance (28 days): > 40,0 N/mm<sup>2</sup>
- Wear in accordance with Böhme UNE-EN 13892-3: 17,9 cm<sup>3</sup>/50cm<sup>2</sup>

- Wear in accordance with UNE-EN 13748-1: < 20,0 mm
- Adherence on concrete: > 1 N/mm<sup>2</sup>
- Impact strength, UNE-EN 12633: \*\*Fall height: > 1500 mm
- \*\*Value IR:IR= 14,7 N•m.
- Adherence on ceramic support: 0,98N/mm<sup>2</sup>
- Burning behaviour: Euroclass A1
- Output capacity: 15Kg/m<sup>2</sup> and cm
- Water kneading (in laboratory): 20%
- Resistance to bending (28 days): > 3,5/mm<sup>2</sup>
- Compression resistance (28 days): > 40,0 N/mm<sup>2</sup>

## Supports nivelators (Products for visible finish)

### Level floor Interior

Spectacular self-levelling fluid preparation for porcelain, which is coloured as available in the color chart. Special for visible finish and suitable for pumping. It may be served coloured.

#### Features:

- Appearance: 25Kg moisture proof paper bags
- 48 paper bags per pallet
- Colour: as available in the colour chart or in the colour of the customer's choice.
- Output capacity: 11 Kg/m<sup>2</sup> and cm
- Mixing water (in laboratory): 20%
- Kneading time: 2 – 3 minutes
- Wait time before applying: 2 minutes
- Pot life: 25 – 30 minutes
- Initial setting: 45 minutes
- Dry to the touch: 4 -5 hours

- Passable (pedestrian): > 8 hours
- Time to seal PRIMER BANIS: 24 hours
- Time to seal LACA AGUA: 12 hours and humidity < 4%
- Tiling, carpet, parquet or concrete bases: < 4% humidity
- Lacquered solvent based after 7 days with <4% humidity
- Bending strength (28 days): > 12,0 N/mm<sup>2</sup>
- Compression resistance: >40 N/mm<sup>2</sup>
- Wear in accordance with Böhme UNE-EN 13892-3: 17,9 cm<sup>3</sup>/50cm<sup>2</sup>
- Wear in accordance with UNE-EN 13748-1: < 20,0 mm
- Adherence on concrete: > 1 N/mm<sup>2</sup>
- Adherence on ceramic support: 0,98 N/mm<sup>2</sup>
- Impact strength, UNE-EN 12633:  
\*\*Fall height: > 1500 mm
- \*\*Value IR:IR= 14,7 N•m.
- Burning behaviour : Euroclass A1
- In accordance with EN 13813: CT-C40-F10-A22
- Colour: as available in the color chart



### Level Exterior

Self-levelling mortar SEMI FLUID outdoor, coloured mass as available in the color chart.

#### Features:

- Appearance: 25Kg moisture proof paper bags
- Output capacity: 1.5 Kg/m<sup>2</sup> and mm thickness
- Colour: grey, white
- Kneading time: 2 – 3 minutes
- Wait time before applying: 20 minutes
- Dry to the touch: 2 - 4 hours
- Time for coating: 24 - 36 hours

- Time for sanding: after 24 hours
- Time for painting: after 15 days
- Consistency: Fine powder
- Dust density: 1.5 gr/cm<sup>3</sup>
- Mass density: 2 gr/cm<sup>3</sup>
- Bending: > 5 N/mm<sup>2</sup>
- Compression: >20N/mm<sup>2</sup>
- Wear in accordance to Böhme: 21.0 cm<sup>3</sup>/50 cm<sup>2</sup>
- Performance: 1.8 Kg/m<sup>2</sup> and mm thickness



## Micronised materials

### Base Porcelaine Stoneware

Cementitious-based with micronised quartz and excellent workability and hardness due to a combination of the latest generation resins developed exclusively for products manufactured by SATINE. Product prior to the setting of any micronised material. Does not require sanding because of its spectacular calibration.

#### Features:

- Output capacity: 400 – 700 gr per layer and m2. (depends on support)
- Compression resistance: >55 N/mm2 (550 Kg/cm2)
- Appearance: 25Kg plastic bucket one-component (to mix with regular water)
- 20 Kg plastic bucket bi-component (to mix with micro resin)
- Pallets 115 \* 115 with 36 buckets
- Liquid mixture: to obtain an homogenous dough (20 – 25%)

- Wait time before applying: 2 minutes and rekneading
- Pot life: 7 hours
- Open time: 2 hours
- Maximum thickness per layer 0.5 – 1 mm
- "Wet on wet" application possible.

#### ACCOMPLISHES THE UNE-EN-13813:2003 STANDARD

\*According to the water mixture, with less liquid (compact kneading) we will obtain a more homogeneous finish, without waters, rustic and very resistant, valid for perfect finish or for preparing a 2-coat porcelanic concrete application, 1 in the case of beton cire and 1 in the rustic one.

\*According to temperature/humidity/way of working or habits, the product can be adapted in terms of drying, hardness, workability and granulometry according to the client's taste.



## Fine Porcelaine Stoneware

Cementitious-based micronised quartz with impalpable granulometry of high resistance, without cracks, does not generate dust when sanding and extremely adhesive. Excellent workability and hardness due to a combination of the latest generation resins developed exclusively for products manufactured by SATINE. (This product can be manufactured with or without a watery effect by controlling this chemically).

#### Features:

- Output capacity: 200 – 300 gr per layer and m2. (depends on support)
- Compression resistance: >45 N/mm2 (450 Kg/cm2)
- Appearance: 20Kg plastic one-component (to mix with regular water)
- 15 Kg bi-component (to mix with micro resin)
- Pallets 115 \* 115 with 36 buckets

- Liquid mixture: to obtain an homogenous dough (30 – 35%)
- Wait time before applying: 2 minutes and rekneading
- Pot life: 7 hours
- Open time: 2 hours
- Maximum thickness per layer 0.1 – 0.5 mm.

#### ACCOMPLISHES THE UNE-EN-13813:2003 STANDARD

\*For homogeneous kneading

\*For finishing with solvent based lacquer / water previous Primer bernis

\*Depending on temperature / humidity / work system or habits, product can get customized for the client.

\*Colour as available in the color chart. Colouring the mass or pigment apart.



Possibility of chemically preparing the material so that it does not create marks. In that way, the application will be more homogeneous.

## Medium Porcelaine Stoneware

Cementitious-based micronised quartz with controlled granulometry and high resistance for a one-coat finish without French-style-coated waters. Extreme adhesiveness. Excellent workability and hardness due to a combination of the latest generation resins developed exclusively for products manufactured by SATINE.

### Features:

- Output capacity: 300 – 500 g per layer and m2. (depends on support)
- Compression resistance: >50 N/mm2 (550 Kg/cm2)
- Appearance: 20Kg one-component (to mix with regular water)
- 25 Kg bi-component (to mix with micro resin)
- Pallets 115 \* 115 with 36 buckets
- Liquid mixture: to obtain an homogenous dough (30 – 35%)
- Wait time before applying: 2 minutes and rekneading

- Pot life: 7 hours
- Open time: 2 hours
- Maximum thickness per layer 0.2 – 0.5 mm.

### ACCOMPLISHES THE UNE-EN-13813:2003 STANDARD

\*Depending on the water mixture, by using less liquid (compacted mixing) we will get a smoother finish. This finish can be extra-smooth after the lacquering, free of water and very resistant, or even more liquefied, which allows to get a more striated and rustic effect as well as more resistant.

\*For finishing with solvent based lacquer / water previous Primer bernis

\*Depending on temperature / humidity / work system or habits, product can get customized for the client.



## Continuous-finish products

### Rustic Porcelaine Stoneware (Micro concrete / Micro hormigón)

High-resistance micronised quartz for commercial, industrial or garden finishes. Extreme adhesiveness. Excellent workability and hardness due to a combination of the latest generation resins developed exclusively for products manufactured by SATINE.

### Features:

- Output capacity: 300 – 600 gr per layer and m2. (depends on support)
- Compression resistance: >55 N/mm2 (550 Kg/cm2)
- Appearance: 20Kg one-component (to mix with regular water)
- 20 Kg bi-component (to mix with micro resin)
- Pallets 115 \* 115 with 36 buckets
- Liquid mixture: to obtain an homogenous dough (25 – 30%)
- Wait time before applying: 2 minutes and rekneading
- Pot life: 7 hours

- Time open: 2 hours
- Maximum thickness per layer 0.5 – 1 mm.

### ACCOMPLISHES THE UNE-EN-13813:2003 STANDARD

\*For finishing with solvent based lacquer / water previous Primer bernis

\*Depending on temperature / humidity / work system or habits, product can get customized for the client.









## Micro Resin

Ammonia free acrylic emulsion, elastic and hardening for special mixtures as component B of micronized 2-component products.


### Features:

- Appearance: 5 Litres
- Solid content: 35%
- PH: 9.0 -10.0
- Appearance: Milky-white liquid
- Viscosity: 300
- Storage: cool area (2° - 35°) max. 6 months.

### ACCOMPLISHES THE UNE-EN-1262 STANDARD

\* Any of these products can be 1- or 2-component, if the latter, mix it with Micro Resin to obtain a homogeneous dough

\* For finishes of façades with water repellent, pools with pool varnish or pool cream. Rest of finishes: polyurethane, water or previous dissolvent.



## Continuous finish products

### Tradelakt

Moroccan-style marble micromortar. Created by mixing hydraulic lime, marble and limestone sand.

### Features:

- Output capacity: 3 Kg per layer and m2. (depends on support)
- Compression resistance: 3 N/mm2 (30 Kg/cm2)
- Appearance: 20Kg one-component (to mix with regular water)
- Pallets 115 \* 115 with 36 buckets
- Breathable 100%
- Liquid mixture: to obtain an homogenous dough (25 - 30%)

- Wait time before applying: 2 minutes and rekneading
- Pot life: 24 hours
- Open time: 6 hours
- Maximum thickness per layer 2 mm

\*For later application of Black Soap finishes

\*Depending on temperature / humidity / work system or habits, product can get customized for the client.

\*Colour as available in the color chart.



## Metallic



• Self-oxidising mono-component iron dust



• Mono-component copper dust




• Mono-component aluminium dust

## Continuous finish products

### Glazings



• Ready-to use golden glazing •



• Ready-to use golden glazing



• Ready-to use silver glazing



• Ready-to use bronzen glazing

## Continuous Marble Floors

### Stone FRESH

Fluid concrete based on marble, granite...Created to form continuous floors over fresh concrete. Light traffic and moderate weight. Both indoors and outdoors has to be applied over fresh concrete (fresh on fresh). For thicknesses between 10 and 15 mm on fresh concrete. Minimum system thickness (concrete + finish): 6 cm on all the points. Polished or bush-hammered finish.

#### Features:

- Appearance: 25Kg moisture proof paper bags
- 8 paper bags per pallet (1200 Kg)
- Output capacity: 12-14 Kg/m<sup>2</sup> and cm
- Kneading in a concrete mixer
- Pot life: 30 – 40 minutes
- Initial setting time: like concrete
- Dry to the touch: > 3hours
- Passable (pedestrian): > 10 hours
- Time for dry polishing: > 7 days
- Resistance to bending: > 9 N/mm<sup>2</sup>
- Compression resistance: > 50 N/mm<sup>2</sup>
- Wear in accordance with UNE-EN 13892-4: 18 cm<sup>3</sup> / 50 cm<sup>2</sup>

- Slipping resistance according to CTE: Class 1
- Adherence on concrete: > 1,5 N/mm<sup>2</sup>
- Impact strength, UNE-EN 12633:  
\*\*Fall height: > 1500 mm  
\*\*Value IR:IR= 14,7 N•m.
- Burning behaviour: Euroclass A1
- In accordance with EN 13813: CT-C40-F10-A22

#### PRECAUTIONS: DO NOT APPLY:

- When the ambient humidity is higher than 85%; in case of direct insolation or extreme temperatures.
- In case of thickness differences.
- On fresh mortar whose resistance is higher than 250 kg/cm<sup>2</sup> (when applying it in the dry).
- On wet floors subject to continuously rising humidity (when applying it in the dry).
- On calcium sulphate or lime based mortars.



## Continuous finish products

### Stone

Fluid concrete based on crystals and quartz. Light traffic and moderate weight. For indoors use over mortar supporters and mortars with high resistance to compression (>35 N/mm<sup>2</sup>). Over cementious base supports: to apply in thicknesses between 12 and 15 mm (unusual areas: maximum thickness of 20 mm). For a polished finish. Apply on completely dry supports.

#### Features:

- Appearance: 25Kg moisture proof paper bags
- 8 paper bags per pallet (1200 Kg)
- Output capacity: 11 Kg/m<sup>2</sup> and cm
- Kneading and transportation by pumping
- Pot life: 20 minutes
- Dry to the touch: 5 - 7 hours
- Passable (pedestrian): > 8 hours
- Time for dry polishing: > 7 days
- Mixing water (in laboratory): 17%
- Resistance to bending: > 9 N/mm<sup>2</sup>
- Compression resistance: >50 N/mm<sup>2</sup>
- Wear in accordance with UNE-EN 13892-4: 18 cm<sup>3</sup> / 50 cm<sup>2</sup>
- Slippage according to CTE (Spanish Technical Building Code): Class 3
- Adherence on concrete: > 2 N/mm<sup>2</sup>

- Adherence to non-absorbing support with bonding interphase: > 0,9 N/mm<sup>2</sup>
- Resistance to impact UNE-EN 12633 Norm:  
\*Drop height: >1500 mm  
\*IR value: IR=14.7 N•m
- Burning behaviour: Euroclass A1

- **ACCOMPLISHES EN 13813: CT-C40-F10-A22**

#### PRECAUTIONS: DO NOT APPLY:

- On outdoor floors.
- On wet floors subject to continously rising humidity. Do not apply on fresh mortar, let the support base set for about 28 days.
- On fragile or unstable floors.
- On heating floors in operation (stop the heating system 22 hours before and put it into use again 48 hours after having finished the works).
- On calcium sulphate or lime based mortars.
- On fresh mortar whose resistance is higher than 250 kg/cm<sup>2</sup> (when applying it in the dry).



## Lacquers and Varnishes

### Primer varnish

Water-based resin specially developed for sealing pavements indoors and outdoors, with an aliphatic acrylic emulsion mainly used for decorated finishes of passable pavements.

#### Features:

- Appearance: 5 Litres
- Specific weight: 1,02 gr/cc
- Dry to the touch: 1 hour

- Frost resistance: Good
- Outdoor stability: Aliphatic
- Transit stability: High
- Yellowing: Aliphatic
- Resistance to saponification: Very good
- Adherence to dry and clean porous surfaces.
- Silky matt finish
- Minimum thickness of preservative layer
- Output capacity:  $\pm 12 - 15 \text{ m}^2/\text{kg}$ . Depends on support. Grout float or sponge trowel recommended



Satin varnish

## Products for coating finish

### Aqua varnish

High-resistance and high-traffic water varnish for floors. Matt, gloss or satiny. Specially developed for sealing interior and exterior flooring, with acrylic aliphatic polyurethane emulsion. It is mainly used for the decorative finish of accessible pavements.

Recommended for finishing new pavements or pavement rehabilitation of: floated concrete, levelling, self-levelers and stamped concrete.

#### Features:

- Apply homogeneously and automatically

- Appearance: A+B 5 Litres.
- Mixture: Component B 3/1 on component A
- Specific weight: 1,02 gr/cc
- Dry to the touch: 1 hour
- Frost resistance: Good
- Outdoor stability: Aliphatic
- Transit stability: High
- Yellowing: Aliphatic
- Resistance to saponification: Very good
- Adherence to dry and clean porous surfaces.
- Matt finish
- Minimum thickness of preservative layer
- Output capacity:  $\pm 8 - 15 \text{ m}^2/\text{kg}$ . Depends on support.

### Varnish Solvent

Clearcoat, polyurethanic and non-yellowing acrylic varnish (Component A + B litres) based on aliphatic isocyanate-curing polyacrylate resins which harden by chemical reaction at room temperature.

#### Features:

- Appearance: A+B 4 Litres.
- Mixture: Component B 30% on component A
- Colour: transparent
- Finish: satin / matt / color according to request
- Density:  $< 1,4$
- Solids: 68%
- Resistency: 9K
- Pot life: 3 hours
- Product viscosity:  $20'' \pm 5''$  8 Ford cup
- Mixture viscosity:  $42'' \pm 5''$  4 Ford cup
- Application temperatures:  $+5^\circ - 40^\circ$
- Drying time: 3 hours
- Wait time between layers: 12 hours
- Dry film thickness:  $100 \pm 20 \text{ micras}$



## Varnish Pool

Lacquered concentrated varnish made of methacrylic resins for finishing of pools and submerged areas with an excellent grip mechanical resistance. Inalterable to water and detergents, and well-resistant to alkalis, acids, dissolved salts, petrol, and some kind of alcohols. For dissolution: 40% with pool dissolvent.

### Properties:

It is special for its high resistance to chemical agents, water and mechanical wear.

### Features:

- Appearance: Semi-matt. Colourless gloss and satin
- Can be pigmented
- Density: 1.27kg/l
- Solids: 70%
- Practical performance: 10m2/kg per layer (\*)
- Drying time: Dry to the touch: 0.5 – 1 hour (20°C and 60% humidity)
- Passable: Pedestrians: 12 hours. Light vehicles: 48h
- Heavy vehicles and max. Resistance: 3 days
- Repainting – 6 hours aprox. /24 hours for submerged surfaces (pools, swimming pools...)
- Number of layers: 2
- Stability: Indoors, 1 year in original package, between 5 – 40 °C

## Solvent Pool

Pure dissolvent to be mixed with Varnish Pool. It is not residual. Retarded drying. Resistant to continuous PH from 2 to 12.

### Precautions:

#### New surfaces:

Wait until the cement is completely matured (1 month approximately). The surface must be dry, clean and free of dust, fats, moulds, weeds and other polluting substances. Brush the surface, when necessary, to remove loose particles which are not adhered. If it is not possible to wait for the cement maturation, use AQUA POOL instead of VARNISH POOL.

Apply a layer of FIJADOR EPOXI when the surfaces are not very consistent or absorbent.

#### Painted surfaces:

If the paint is well-adhered, brush to remove the loose particles. Clean and degrease. For shiny surfaces, sand and apply a layer of FIJADOR EPOXI previously.



## Lacquered finishing products

### Aqua Pool

Water sealant to be applied on surfaces made of porous materials and to protect them from water permeation, dissolved salts, oil stains, etc. Suitable for indoor and outdoor use. It keeps the colour natural and maintains the finish of the surface. The treated surfaces are completely safe to get in contact with food. Excelent protection from water and oils.

### Features:

- Appearance: 4 Litres
- Colour: milky
- Output capacity: 3 - 10 m2 /litre (depends on support)
- Healing time: minimum 12
- Dry to the touch (20°C): > 10 hours
- Complete cure (20°C): > 25 días
- Penetration depth: depends on porosity of the material and weather
- Composition: water-based emulsion.
- Density: Ca. 0,78 gr/cm
- Appearance: concentrated
- Flash point: 100°C
- Freeze-resistant

### Precautions:

The surface to treat must be clean, solid, free of dust and exempt of not properly adhered parts. The surfaces must be completely dry before applying the product.

On surfaces with recent cement, they must mature for at least 3 days.

The treated surface must be exempt of alterations (rain, ice, condensation) for at least 24 hours to ensure the product performance.

Avoid contact with humidity for 15 hours after the application. To clean the sealed surfaces, use neutral PH detergents dissolved in lukewarm water.

### Instructions for use

Cover all the surface generously with a roller, a sponge... Let the product penetrate for at least 1 hour. Remove the excess of product with a dry polishing wipe or a polishing disk. Use water to clean the utensils used during the application. The surface can be moistened after 24 hours, wetted after 3 days and filled with water (pool) after 7 days.



## Varnish Hydrorepellent (antigraffiti)

High performance varnish made of aliphatic polyurethane resins and water-based polydimethylsiloxane, bicomponent. It increases significantly water and oil repellency.

Due to its great tension when drying, apply it always on primed and sealed surfaces. This product provides only an anti-graffiti finish resistant to transit, which is suitable outdoors. This product cannot be directly repainted. To repaint it, it is necessary to wear physically its superficial layer (at least 30 µm).

If the surface is not smooth and its wear is not present on the entire surface, there won't be a proper adherence on these areas and it may result in flaking.

It is recommended to apply one layer, with an efficiency of 120g/m<sup>2</sup>.

Mechanical mixture of the catalyst at low engine speed. Minimum 4 minutes, plus 2 minutes of settle.

### Application:

Apply a very thin layer of the product to get the recommended performance.

When using a roller or a paintbrush, do not apply an excess of product.

When using a spray gun or low pressure bomb, use a filter for varnishes or lacquers, 12 to 15 µm.

Pot-life, 40 minutes, 20 °C and 60% of humidity. Use primer cement previously dissolved in proportion 1 to 1 with water.

Its low viscosity provides it a high penetration in closed-pore support bases, which allows to improve its anchorage and its high power of consolidation in mortars or other support bases in bad condition.

It is recommended to apply one or two layers, with an efficiency of 100g/m<sup>2</sup> per layer. Wait at least 12 hours (for drying) before the second layer.

Mechanical mixture of the catalyst at low engine speed. Minimum 4 minutes, plus 2 minutes of settle.

### Features:

- Specific weight: ~1 gr/cc
- Dry to the touch: 1 hour
- Frost resistance: Good
- Outdoor stability: Aliphatic
- Transit stability: High
- Resistance to saponification: Very good
- Adherence to absorbent support
- Gloss finish
- Minimum thickness recommended: 50µm
- Output capacity: ± 20 m<sup>2</sup>/kg. Depends on surface.

## Lacquered finishing products

### Hydrorepellent (antigraffiti)

Aqueous water repellent for recess 1/7 with running water. Does not stain. Breathable. Does not create layer or alter its appearance. Does not provide shine. Not repaintable. Anti-graffiti protection, it is necessary to repaint the surface every 18 months, or after performing cleaning. Self-cleaning dust surfaces.

### Features:

- Specific weight: ~1 gr/cc
- Dry to the touch: 1 hour
- Outdoor resistance: Very good
- Repainted layer upon layer
- Resistance to saponification: Good
- Adherence to absorbent support
- Finish with no residue
- Thickness recommended: nano n
- Output capacity: ± 20 m<sup>2</sup>/kg. Depends on surface.





## Varnish Sanitary

Covering made of resins exposi 100% solid, which can get in contact with food. Without dissolvents. Great chemical resistance. Use it inside concrete or steel tanks and silos to keep oils, wines, preserved food, etc. Protection of pavements in healthcare industries, meat industries, pharmaceutical laboratories...

### Features:

- For food industry
- For tanks and silos
- No joints
- Product approved by the spanish Ministry of Health and Consumer affairs
- Pot life: 20-25 min
- Dry to the touch (25°C): Less tan 2 hours
- Dry without tackiness (25°C): Less tan 6 hours
- Time to wait between layers: min. 12 max. 24 hours
- Complete cure (25°C): > 7 days
- Complete cure (15°C): > 12 days

### Ratio of the mixture in weight:

- 80 parts component A
- 20 parts component B
- Volume solids: 100%

### Precautions:

- No partial mixtures allowed, full depending on supply
- Respect dosage
- Do not add additives
- Application temperature: 10 – 25°C
- Support humidity max.: 4%
- Relative humidity max.: 70%

### Instructions for use:

- Mix the component A and, simultaneously, add the content of the component B (hardener) slowly with a mixer homogeneously.
- Important: once the mixture is ready, the product must be applied within 15-20 minutes.
- For the application you can use: a spraying kit, a paintbrush or a roller to get a continous layer with the desired thickness.
- It is recommended to apply from 600 to 800 g/m2 between the two layers (thickness: 400-600 microns).
- IMPORTANT: In case of exceeding the maximum time between the two layers, the surface must be sanded to ensure the adherence of the product.

## TABLA DE RESISTENCIA

| PRODUCTO        | INMERSIÓN | RESULTADO |
|-----------------|-----------|-----------|
| Ammonia 3%      | 1 year    | Unchanged |
| Caustic soda 3% | 1 year    | Unchanged |
| Drinking water  | 6 years   | Unchanged |
| Seawater        | 6 years   | Unchanged |
| Wine            | 6 years   | Unchanged |
| Beer            | 6 years   | Unchanged |
| Cider           | 6 years   | Unchanged |
| Olive oil       | 6 years   | Unchanged |
| Sugar solution  | 6 years   | Unchanged |



## Epoxi

### CONDITIONS OF APPLICATION:

- Apply the product on a completely dry surface exempt of humidity which is clean and free of fats and other materials.
- Do not apply with a humidity higher than 85% and temperature lower than 15°C.
- Maximum humidity for the support base <4%.
- When preparing, to ensure a good anchoring, it is recommended a sand-blasted mechanical milling before its application.
- Apply the product with a good air renewal, 100% solids exempt of dissolvent.
- Apply it on cementitious bases which are completely set.
- For smooth surfaces, which are not absorbent, open pores through mechanical methods (abrasive blasting or disk, trowelling) with a deep vacuuming.

On smooth non-absorbent surfaces open pores by mechanical means (abrasive sandblasting, floating, grinding disc) while vacuuming.

### RESISTANCE CHART

- Temperature: dry heat: 13 0.
- Temperature: moist heat: 75 ° C.
- Saline fog: Resistance> 1000 hours.
- Diluted acids: Resistance > 1 Year.
- Diluted icalis: Resistance> 1 Year.
- Marine ambience: Resistance > 3 years.
- Industrial ambience: Resistance > 3 years.
- Water immersion: Resistance> 5 years.
- Salt water immersion: Resistance> 5 years.
- It resists - 20° C.

### CHARACTERISTICS OF USE:

- Mixture use time: 15 minutes.
- Example of mixture (1 kg): 0,725 kg of component A and 0,275 kg of component B.

- Drying: 20°C; relative humidity 60%.
- Drying to the touch: 60 min.
- Complete drying: 6 hours.
- Total polymerization: 7 days.
- Final appearance: porcelanic.
- \* These periods of time correspond to a temperature of 20°C and they may change depending on the ambient temperature.

### PERFORMANCE

- Composition: Resin EPOXI 2-component.
- Mixture weight: 1.1 g/cm3.
- Shiny finish.
- Viscosity: 70/80 U./Krebs.
- Absorption on concrete: 2.2 N/mm2.
- Resistance to compression after 7 days. Epoxy mortar (1 part of Pavidur 2 comp. Primer + 8 parts of chosen Arido): 55 MPa.



## Other continuous finish products



## Stamped

### Textured vertical stamping

One-coat continuous mortar for decorative finish of façades and protection outdoors. For indoor and outdoor use.

#### Features:

- Appearance: 25Kg moisture proof paper bags
- 48 paper bags per pallet
- Output capacity: 1,6 kg/m<sup>2</sup> and mm thickness
- Water kneading: 17%
- Wait time before applying: 5 minutes
- Maximum thickness tolerated: 50 mm
- Maximum thickness per layer: 25 mm
- Minimum thickness after finish: 12 mm
- Minimum thickness over insulation board: 5 – 7 mm

- Time for texturing: 30 – 90 minutes
- Adherence thickness 1 cm: 0.9 MPa
- Resistance to compression (28 days): 5.6 N/mm<sup>2</sup>
- Dimensional stability: 0.01%
- Thermal conductivity (10°C): 0.72 W/mK (P=90%)
- Water absorption: < 0.1 kg (m<sup>2</sup> min 0.5)
- Los son ignition: >250°C with any mechanical damage
- P.H.: 12.6

\*Essays carried out accomplishing the UNE-EN 13813:2003 Norm.

### Textures for screed floors

Textures for screed floors Coloured pavement for screeds between 5 and 50 mm, vehicular and pedestrian traffic road (indoor and outdoor) Decorative finishes, Top performance material. Pumpable. For a printed, smooth, troweled or scratched finish.

#### Features:

- Kneading to 14%
- Output capacity: 2 kg/m<sup>2</sup> and mm thickness
- Pot life: 40-50 minutes
- Open time: 20-30 minutes

- Thicknesses between: 10 and 50 mm.
- Drying time: between 5 and 6 hours
- Start-up: between 24 and 36 hours
- Frost-thaw salts UNE-EN 1339 Norm: Ap. 5.9:0.16kg/m<sup>2</sup>
- Resistance to compression: > 20.0 N/mm<sup>2</sup>
- Resistance to bending: > 6.0 N/mm<sup>2</sup>
- Adhesiveness to support: 1.8 N/mm<sup>2</sup>
- Resistance to impact UNE-EN 12633 Norm:

\*Drop height: >1500 mm

\*IR value: IR=14.7 N•m

• Wearing resistance: <20.0 mm

• Slippage according to CTE (Spanish Technical Building Code): Class 3

\*Essays carried out accomplishing the UNE-EN 13813:2003 Norm.

## Other continuous finish products



Some examples of the type of textures that can be created using a prominent roller or rubber moulds for printed mortar.



## Colour Quartz

Coloured high strength quartz that can be applied on to fresh concrete and which allows concrete molding providing an excellent, hard and durable wearing course. For decoration of traditional pavements (cobblestone, wood...) Specially suitable for urban pavements, houses, parking spaces...

### Features:

- Appearance: 25Kg moisture proof paper bags
- 48 paper bags per pallet
- Abrasion resistance: 20 mm.
- Water absorption: 7%
- Slipping resistance: CRD - 0.52
- Has to be applied sprinkling 2 coats on fresh concrete.
- The mortar must be completely integrated on fresh concrete.
- Avoid concrete's contact with water.

- In hot months the hardening process can be delayed by using liquid retardant
- In cold months the hardening process can be accelerated by using liquid accelerator.
- Once 24 hours approx. pass, open expansion joints in cloths of maximum 16-220 m2.



## Mold release agent

Mold release agent in the form of dust for concrete stamping and mortars. Prevents that the mortar sticks itself to the mould. It is used for aging pavement or façades. For immediate extracion from mould. Does not stick to the mould. Can be used for aging pavement. Excellent output.

### Features:

- Appearance: 25Kg moisture proof paper bags
- 48 paaper bags per pallet
- Output: 80-100 gr/m2
- Solubility in water: insoluble
- Decomposition temperature: 250°C
- PH: 8-9 (50 gr/L water)
- Non-toxico



Pigmented parting agent allows the obtention of any kind of ageing.

\* See moulds catalogue

# Other continuous finish products

## Thematic

## Thematic Rock

Theming of carved ashlar stone, rock... Rehabilitation of façades and walls. Coronation of pools with multiple finishes and imitations. Great resistance and durability. Waterproof and breathable.

### Features:

- Kneading: l 17% over the total mass.
- Output capacity: 14-17 kg/m2 and cm thickness
- Colour: depending on colour chart
- Wait time after kneading: 5 min.
- Maximum tolerated thickness: 20-25 cm.

- Maximum thickness per coat: 5 cm.
- Time for using the mixture: between 30 and 60 minutes.
- Dust density: 1.3 gr/cm3
- Mass density: 1.890 kg/cm3
- Density of the hardened product: 1.887 kg/cm3
- Bending resistance: 4.4 N/mm2
- Resistance to compression: 15.1 N/mm2
- Water withholding: 97%
- Elast. module.: 10.082 MPa
- PH determination: 12.1



## Mortars and monocoat

### Fine Mortar

Dry mortar for general brickwork, masonry, and plastering before painting.

#### Features:

- Appearance: 25Kg moisture proof paper bags
- 48 paper bags per pallet
- Output capacity: 18 kg/m<sup>2</sup> and mm thickness
- Wait time before applying: 5 minutes
- Maximum thickness tolerated: 50 mm
- Maximum thickness per layer: 25 mm
- Minimum thickness: 10 mm

- Open time: 1-2 hours
- Density of fresh mortar approx. 2037 kg/m<sup>3</sup>
- Workability time: 175 minutes
- Resistance to bending: 4.1 N/mm<sup>2</sup>
- Resistance to compression: 6.5 N/mm<sup>2</sup>
- Chlorides: 0.01%

### Monocoat

Continuous monocoat coating for finishing facades and protect against weather outdoors and indoors. Special for floated concrete.

#### Features:

- Appearance: 25Kg moisture proof paper bags
- 48 paper bags per pallet
- Output capacity: 1.6 kg/m<sup>2</sup> and mm thickness
- Kneading 17% clean water
- Wait time before applying: 5 minutes
- Maximum thickness tolerated: 30 mm
- Maximum thickness per layer: 15 mm
- Minimum thickness after floating: 10 mm
- Time of scrape: 4-15 hours
- Dust density: 1500 kg/m<sup>3</sup>
- Mass density: 1.896 kg/m<sup>3</sup>
- Density after the product has hardened: 1.887 kg/m<sup>3</sup>
- Adherence: 0.66 N/mm<sup>2</sup>




\*Water permeability: 0.28 ml/cm<sup>2</sup>

\*PH: 12.1

\*Essays carried out accomplishing the UNE-EN 998-1 Norm.

## Other continuous finish products






## Petreous elements / acrylic

### Crepi

Acrylic monocomponent mortar for decorative finish of façades and vertical surfaces. 4kg m2 performance metrics with plain, rough, chopped and shredded finishes.



## Facade finishing products

### Granite

Synthetic, mineral and high performance coating for decorating all types of façades outdoors and indoors. Water and dirt repellent, anti moho, anti mildew, damp-proof, suitable for walls and ceilings, does not leak. Compatible with most supporters. Systematically obstructs micro hairline cracks.

- Resistant to marine atmospheres
- Resistant to acid rain
- Resistant to carbonic pollution
- Odourless once polymerised

\*Essays carried out accomplishing the \*UNE-EN 1015 Norm.

#### Features:

- Application thickness: 2 – 3 mm per layer
- Dry to the touch: 6-7 hours
- Hardening time: 16- 17 hours
- Paste density: 1700 kg/l
- Drying shrinkage: 4.50 mm/m
- Capillary absorption of water: 0.04 kg (m2 . min 0.5)
- Adherence: 2.00 N/mm2
- Burning behaviour: non-combustible





## Facade finishing products

01



02



03



10



11



12



04



05



06



13



14



15



07



08



09



16



17



18





## Acrylic Painting Sport Surfaces/ Garage

For sport court surfaces, tennis and fronton court surfaces and sports centers.

Excellent coverage and adhesión slightly textured finish. environmentally friendly. For smooth non-absorbent surfaces... sand and open pores before applying for good anchorage.

### Features:

- Appearance: 22 kg packs, 792 kg per pallet (36 packs)
- Output capacity: 6-8 kg aproc. (1 layer)

- Application temperature: 5 – 30°C
- Viscosity (22°C): 80 dPa.s
- Specific weight: 1.40 kg/l
- Gloss: satin
- Dry to the touch: 30 min
- Repainting: 8 hours min.
- Shake until the product is perfectly mixed.
- First layer: Dilute with 10-15% water
- Other layers: Dilute with 5-10% water
- Apply wit suitable tolos: Roller, brush...
- Output capacity: ±20m2/kg. Depends on surface.



## Continuous Security Pavements

### Rubber Pavement

Accomplishes safety norms in childrens' playgrounds (EN-1177 Standard)

Maximum protection and harm reduction produced by falls, safety pavement.

Elastic and pleasant-to-walk-on pavement, ideal for path areas and pedestrian lanes trails.

100% free of harmful substances.

Anti-slippery action: Provides a completely anti-slippery surface even if there is water present.

Good water drainage, has a structured basis to drain water and dry quickly without leaving visible water traces.

Resistant to outdoor use, resists sun, water, snow and other adverse weather conditions.

Organic product, contributes to sustainable development.



## Sand beach

Playa de arena / Sand beach

Stony compound to create pools with a “sand beach” effect.

Presentation: compounding stone A 30 kg (+/- 5m2).

- Resina componente B en 25 litros (+/- 50m2)
- Compounding resin B in 25 litres (+/- 50m2).
- Colours: white and sand (other available colours in the colour chart). Consult systems guide.



## Waterproofing and insulation Products

### Elastic

Flexible and waterproof 2-component mortar (20 kg + 10 litres) for correcting 2-layer retraction cracks and intermediate mesh in concrete mortar, wood, parquet flooring, wooden flooring, gypsum, self-levelling mortars... Resistance to positive pressure. Waterproofing of concrete tanks for water, even drinking water. Showers, toilets and swimming pools waterproofing.

Waterproof coating for concrete surfaces exposed to the action of water and chemical aggression produced by external agents such as salts, thaw, chlorides... Apply 2 coats with 80 g intermediate fiber mesh.

#### Features:

- Appearance: 20Kg paper bags + 10 Litres.
- Colour: White and grey
- Dosage component A+B (2/1)
- Wait time after kneading: 5 min.

- Pot life: 60 minutes
- Application thickness: 2 mm per layer
- Initial setting: 4 hours
- Wait time between layers: 4-5 hours
- Waiting time for deposit filling: >28 days
- Coating - paint: >6 days
- Apply in temperatures between 10° and 30°
- Do not apply if there is rain or strong wind risk
- Adherence by traction: >1.5 MPa
- Dilution index: <3
- Dilution odour: <5
- Conductivity: 325
- PH (PHu): 8.4
- Traction properties:
- Force: 1.6 MPa
- Lengthening: 63%

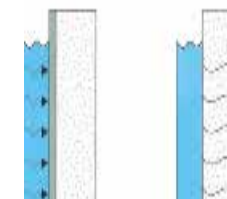
\*Potability certificate DGS/VS4



### Plastic Press

Elastic and waterproof mortar for outdoor waterproofing. It repairs and waterproofs fissures, and it is suitable for support bases with little movement. Machine-applicable. Resistant to sea water. Suitable to admit paint or cementitious coating. Resistant to aggressive waters. Spectacular resistance to negative pressure.

- Bulk density: 1.3 gr/cm3
- Paste density: 1.6 gr/cm3
- Compression: > 20 N/mm2
- Bending: >6 N/mm2
- Measurement of transverse deformation : 2.5 mm
- Waterproofing
- IN 1048: waterproof
- Adherence on concrete: 1.6 MPa





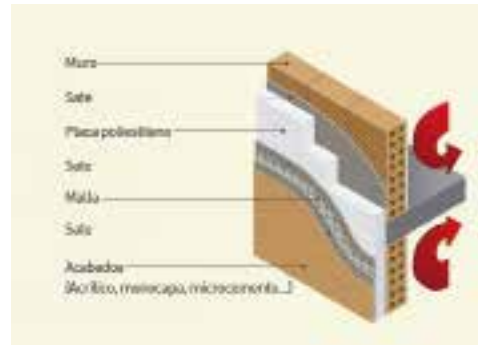
## Thermal Insulation System

High performance mortar for placement and adjustment of insulation boards outdoor before finishing with acrylic mortars, monocoat mortars, microconcrete...

### Features:

- Appearance: 25Kg moisture proof paper bags
- 48 paper bags per pallet
- Wait time after kneading: 5 min.
- Binding time: 15 min.
- Pot life: 1 – 2 hours
- Thickness per layer: 3-5 mm
- Dust density: 1.400 kg/m<sup>3</sup>
- Water kneading: ± 25%
- Paste density: 1.600 kg/m<sup>3</sup>
- Water holding: 99%
- Detach with 10 kg. piece: 0mm.

- Adherence (28 days): 1 N/mm<sup>2</sup>
- Resistance to bending: 4.5 MPa
- Resistance to compression: 9.4 MPa
- Transverse deformation: 2.8 mm
- Flammability: MO



## Rubber against the leaks

Isulation of terraces, facades, roofs...Compatible with glass fibre mesh. Resistant to aging, UV radiation and abrasión. Washable.

### Features:

- Appearance: 16 litres bucket
- Colour: Red, Green, White and Grey (Other colours available)
- Preparation: Dilute in max 15% water
- Application temperature: 5- 30°C
- Viscosity: 100 dPa.s
- Density: 1.34 gr/cc
- Dry to the touch: 60 min.
- Time between layers: 24 – 36 hours
- Lengthening: > 250%



## Products for ceramic adhesives

### General Conditions

#### Output capacity:

- Simple gluing: 3-4 kg/m<sup>2</sup>.
- Double gluing: 5-6 kg/m<sup>2</sup>.
- The wind causes a shorter time for the open mortar and it results in a worst adherence.
- Do not apply outdoors with rain or +3% humidity indoors
- In outdoor floors the support base should have at least a slope of 1% for the water removal.
- In heating floors, the system should be turned off 48 before the application.
- On gypsum plasterboard, check the level of rigidity of the partition wall.
- Do not apply the stone, marble or tile by giving taps.
- Application temperature: 5-30°C.
- In façades, make dilatation joints every 30-60 m<sup>2</sup> depending on the size, as well as perimetral joints in cornices, forged steel, etc.
- When applying it, avoid water filtration between the support base and the piece.
- Protect the top edges of the final coating with cornices, roof railings, etc.
- In façades with a ceramic coating, leave a joing (5 mm. at least) and fill it with Junta Ancha.
- The support base must be resistant, completely set and free of dust, oils, fats, etc.
- Clean the removable parts.

- Use a mail between different support bases.
- For support bases exposed to the Sun, or very absorbent ones, it is recommended to moisten them previously.
- For cement or concrete bases, they have to be completely set (>28 days).
- For big size coatings (>400 kg/m<sup>2</sup>) it is indispensable to use a mechanical anchoring.
- Mix it with water to get a homogeneous mixture exempt of lumps.
- Make the mixture with a mixer slowly.
- Let the mixture stand for 5 minutes.
- Apply the material with a notched trowel in small surfaces (2m<sup>2</sup>).

**\* Make a double gluing for big size and high weight pieces.**

- Set the tiles by pressing them and moving them up and down until getting the gluing mortar grooves flat.
- Before setting the ceramic, make sure that the gluing cement has not given rise to a superficial layer, it could impede its adherence. If it happens, use the notched trowel again on this surface.



## CE

Thin layer mortar for jointing of tiles, ceramic and stoneware with a medium-high porosity. For pavements and indoor coatings.

### Features:

- Appearance: 25Kg moisture proof paper bags
- 48 paper bags per pallet

- Water kneading:  $\pm 24\%$  6/7 Litres
- Mass density: 1600 kg/m<sup>3</sup>
- Water holding CSTB: 98%
- Initial adherence:  $> 0.5$  N/mm<sup>2</sup>
- Adherence after immersion:  $> 0.5$  N/mm<sup>2</sup>
- Slippage  $< 0.5$  mm

## C1TE

For jointing of ceramic tiles, with or without absorption, small and big size, specially for jointing of porcelanic stoneware indoors. For pavements and indoor coatings. Suitable for immersion. Suitable for pools.

### Features:

- Appearance: 25Kg moisture proof paper bags
- 48 paper bags per pallet
- Water kneading: 6/7 Litres
- Time to wait after kneading: 5 min
- Grinding time: 30 min

- Pot life: 4 hours aprox.
- Mass density: 1700 kg/m<sup>3</sup>
- Water holding CSTB: 99.0%
- Initial adherence:  $> 0.5$  N/mm<sup>2</sup>
- Adherence after immersion:  $> 0.5$  N/mm<sup>2</sup>
- Adherence after freeze/thaw cycles:  $> 0,5$  N/mm<sup>2</sup>
- Adherence after heat ageing: 0,5 N/mm<sup>2</sup>
- Adherence once opened:  $> 0,5$  N/mm<sup>2</sup>
- Slippage  $< 0.5$  N/mm<sup>2</sup>

\*Essays according to UNE-EN 12004

## C2TE

Jointing mortar. Flexible, white/grey. Thin layer. For coating of façades and intense transits pavements with ceramic, marble, natural stone... With or without absorption, small and big size. For indoor and outdoor use. For heating floors.

### Features:

- Appearance: 25Kg moisture proof paper bags
- 48 paper bags per pallet

- Kneading: 5.5 - 6 Litres water
- Initial adherence:  $> 0.1$  N/mm<sup>2</sup>
- Adherence after immersion:  $> 1$  N/mm<sup>2</sup>
- Adherence after heat ageing:  $> 1$  N/mm<sup>2</sup>
- Adherence after frost/thaw cycles:  $> 1$  N/mm<sup>2</sup>
- Adherence 30 minutes once opened:  $< 0,5$  N/mm<sup>2</sup>
- Deformation:  $> 2.5$ mm
- Water holding CSTB: 99.0%

\*Essays according to UNE-EN 12004

# Products for ceramic adhesives

## C2TE S1

Jointing mortar. White/grey. Thin layer. High performance. For coating of pavements and façades of big surfaces with ceramic, porcelanic stoneware and big size natural stones, with or without absorption. For gluing insulating materials such as rock wool, extruded wood fiber, expanded polystyrene... For indoor and outdoor use. For heating floors.

### Features:

- Appearance: 25Kg moisture proof paper bags

- 48 paper bags per pallet
- Initial adherence:  $> 1$  N/mm<sup>2</sup>
- Adherence after immersion:  $> 1$  N/mm<sup>2</sup>
- Adherence after heat ageing:  $> 1$  N/mm<sup>2</sup>
- Adherence after frost/thaw cycles:  $> 1$  N/mm<sup>2</sup>
- Adherence once opened:  $> 0.5$  N/mm<sup>2</sup>
- Gliding:  $< 0.5$  mm
- Deformation:  $> 2.5$ mm

\*Essays according to UNE-EN 12004

## C2TE S2

Jointing mortar. White/grey. Thin layer. High performance. For coating of pavements and façades of big surfaces with ceramic, porcelanic stoneware and big size natural stones, with or without absorption. For gluing insulating materials such as rock wool, extruded wood fiber, expanded polystyrene... For indoor and outdoor use. For heating floors.

### Features:

- Appearance: 25Kg moisture proof paper bags
- 48 paper bags per pallet
- Initial adherence:  $> 1$  N/mm<sup>2</sup>
- Adherence after immersion:  $> 1$  N/mm<sup>2</sup>
- Adherence after heat ageing:  $> 1$  N/mm<sup>2</sup>
- Adherence after frost/thaw cycles:  $> 1$  N/mm<sup>2</sup>
- Adherence time open:  $> 0.5$  N/mm<sup>2</sup>
- Deformation:  $> 2.5$ mm
- Gliding:  $< 0.5$  mm

\*Essays according to UNE-EN 12004



## Rejointing mortar

Coloured mortar for rejoining joints between tiles from 1 to 30 mm for every kind of pavement or ceramic coating.

### General conditions:

- Excellent workability
- Without fissures.
- Water-resistant
- It admits mixing colours.

- Wait time after kneading: 5 minutes
- Maximum time of cleaning: 30-60 minutes.
- Pot life: 60 minutes
- Time for putting it into service: 3-4 days.

\* Consumptions may vary depending on the thickness and width of the joints, as well as the size of the ceramic materials.

## Thin joint

Coloured mortar for filling of joints up to 3 mm. of width between ceramic pieces, suitable for all kinds of pavement or coating. For indoor and outdoor use.

### Features:

- Appearance: 5 kg
- Dust density:  $1 \pm 0.1 \text{ gr/cm}^3$
- Water kneatering: 35%
- Mass density:  $1.6 \text{ gr/m}^3$
- Capillarity:  $2 \text{ g/dm}^2 \cdot \text{min}^{1/2}$

## Wide Joint

Coloured mortar for filling of joints between tiles from 3 to 15 mm. Suitable for all kinds of pavement or ceramic coating. Morter to be applied as a paste. For indoor and outdoor use. For heating floors.

### Features:

- Appearance: 5 kg
- Dust density:  $1.4 \text{ gr/cm}^3$
- Water kneatering: 25%
- Mass density:  $1.8 \text{ gr/m}^3$
- Capillarity:  $0.5 \text{ gr/dm}^3 \cdot \text{min}^{1/2}$



## Products for ceramic adhesives

## Refractory mortar

### Refractory mortar:

Special mortar for assembling and anchoring of refractory bricks, hollow or solid concrete blocks, terracotta, etc. These materials are subjected to high temperatures: barbeques, chimneys, wood ovens... For assembling and rejoining of masonry works which are in contact with aggressive or acid waters, food industries, sewage pipes, industrial waste and residues. For indoor and outdoor use.

- Wait time after kneading: 2 min.
- Pot life: 40 minutes
- Correction time: 20 min
- Initial setting: 4-5 hours
- Dust density:  $1.5 \text{ gr/cm}^3$
- Shrinkage:  $0.7 \text{ mm/m}$
- Adherence:  $> 0.3 \text{ MPa}$
- Compression:  $> 40 \text{ MPa}$
- Elasticity modulus: 35000
- Maximum temperature resistance:  $800 \text{ }^\circ\text{C}$

### Features:

- Appearance: 20Kg moisture proof paper bags. 48 bags per pallet.
- Colour: dark grey
- Water kneatering: 15%





## Systems

### SURFACE CORRECTION

#### 1 2 priming options:

##### 1 Primer cement

Apply Primer cement generously, dilute in water if the surface is too porous.

##### 1 BV Sealer

Steam barrier sealer, prevents humidity from staining or damaging. Seals and hinders them under water.

#### 2 4 correction options:

You can combine any of these options.

##### 2 Elastic

Apply two 1/2 15mm layers of this two-component, separated with mesh if the surface has light retractions fissures.

##### 2 Plastic

Apply this one-component if the surface needs resistance to compression.

##### 2 Plastic press

Apply two 1/2 15mm layers of this two-component, separated with mesh to protect the surface against humidity to give resistance to compression and to correct deep fissures.

##### 2 Rubber

Use it to fill in the cracks in the structure previously opened for repair. Count afterwards with flexible press system.

### SELF LEVELER

#### 1 Primer cement

Apply until no pores left in the surface.

#### 2 Self leveler

Apply one layer of Level basic for installing ceramic or two layers of Level floor or Level op for exposed finish.

#### 3 3 finishing options:

##### 3 Conventional polish

Polish with acid or wax as you wish with any machine. When using Level look this would be the only option for any fresh other than natural.

##### 3 Aqua pool

(4l container)  
Apply generously with a sponge trowel and polish when dry (twice).

##### 3 Varnish

(5l container, matte or satin finish)  
High resistance water-based lacquer.  
Apply with velvet roller or paint gun, two layers.



### SATE SYSTEM

#### 1 2 sealing options:

##### 1 Primer cement

Hardening sealer without tack.

##### 1 Primer cement tack

Hardening sealer with permanent tack.

#### 2 Sate



Apply Sate to attach polystyrene sheets.

#### 3 Polystyrene

Polystyrene sheets.

#### 4

2 layers of Sate system, separated with mesh. Over them, apply any type of finish (mortar, microcement, acrylic paint, microcement...).



### SAND BEACH

#### 1 Plastic press

Use plastic press to protect from negative pressure/humidity and to correct light retractions fissures in the surface.

#### 2 Sand beach

Mixture of sand and Sand beach resin (5kg of sand for 1 l of resin m<sup>2</sup>, depending on the type of sand and temperature).

#### 3 2 finishing options:

##### 3 Aqua pool

(4l container)  
Apply generously with a sponge trowel and polish when dry (twice).

##### 3 Varnish

(5l container, matte or satin finish)  
High resistance water-based lacquer.  
Apply with velvet roller or paint gun, two layers.



### PORCELANIC MICROCEMENT

No junctions, no construction work, no fissures... direct application over glass, wood, ceramic, metal, concrete, mortar... Very resistant, waterproof and easy application in only 5 steps:

#### 1 Primer cement

(5l container)  
Surface primer. Apply 1 layer. Let it dry for 3 hours before the next step.



#### 2 Base

(20kg container)  
Cementitious base for leveling and giving resistance to compression. Apply 2 layers. Sand with 60 grit sandpaper just after drying.



#### 3 3 finishing options:

##### 3 Fine microcement

(15kg container)  
Fine microcement for water finish. Apply 2 layers.



##### 3 Medium

(20kg container)  
Medium microcement for industrial finish. Apply 1 layer.



##### 3 Rustic

(20kg container)  
Microcement for rustic finish. Apply 1 layer.



#### 4 Primer varnish

(5l container)  
For priming before the application of varnish. Covers the pores. Apply 1 layer in semi-circles.



#### 5 Varnish

(5l container, matte or satin finish)  
High resistance water-based lacquer.  
Apply with velvet roller or paint gun, two layers.



### SMOOTH TERRAZZO

Stone, for a smooth finish, keeping only the junctions of the perimeter. High resistance finish.

#### 1 Diamond polishing

Diamond polish the surface, to smoothen and level.



#### 2 Primer cement

(5l container)  
Surface primer. Apply 1 layer. Let it dry for 3 hours before the next step.



#### 3 Stone

(25kg smooth terrazzo)  
Apply smooth terrazzo as a self-leveler. One-component for mixing with water.



#### 4 Diamond polishing

+/- 7 days after application, diamond polish to expose the stone.



#### 5 2 finishing options:

##### 5 Aqua pool

(4l container)  
Apply generously with a sponge trowel and polish when dry (twice).



##### 5 Varnish

(5l container, matte or satin finish)  
High resistance water-based lacquer.  
Apply with velvet roller or paint gun, two layers.



### SMOOTH TERRAZZO FRESH

Stone fresh, for application over fresh concrete (not just applied, but fresh enough to embed the sand).

#### 1 Screeding of the concrete

Screed the concrete and let it set enough to be able to walk on top without dipping it too much.

#### 2 Apply Stone fresh

Mix and apply Stone fresh with full trowel and screed over the fresh concrete.



#### 3 Diamond polishing

+/- 7 days after application, diamond polish.

#### 4 2 finishing options:

##### 4 Aqua pool

(4l container)  
Apply generously with a sponge trowel and polish when dry (twice).



##### 4 Varnish





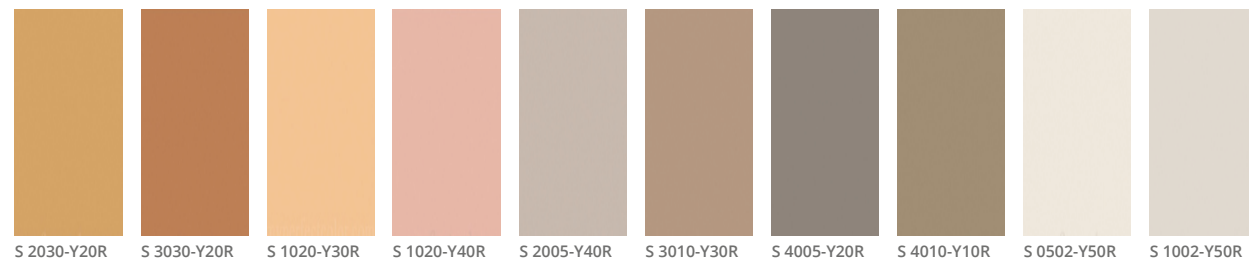

(5l container, matte or satin finish)



## Colours chart for cementitious bases


Due to technical and printing reasons, colours may be a little different from their appearance on the original chart after their application. It can be because of the lacquering type, the drying time or the applied thickness, which cannot be a reason to claim. Besides that, the superficial appearance and the application methods can result in a different perception


of the chart colour and the surface colour once it has been applied. If you need other colours which are not included in the chart ranges, we kindly ask you to consult our commercial department. As we are the manufacturers, we can provide you any colour to your liking.




# satine.


satinestone.com

 0034 969 100 100 Departamento Nacional

 0034 964 100 100 Export Departament

 0034 692 100 100 WhatsApp & Centralita

@ info@satinestone.com

 Av. Corts Valencianes, 26 - bloque 1 · 46015 Valencia (España)

Distribuido por:

Fabricación · Desarrollo de productos · Laboratorio  
Asesoramiento técnico y químico  
Soporte distribución / comercial · Formación